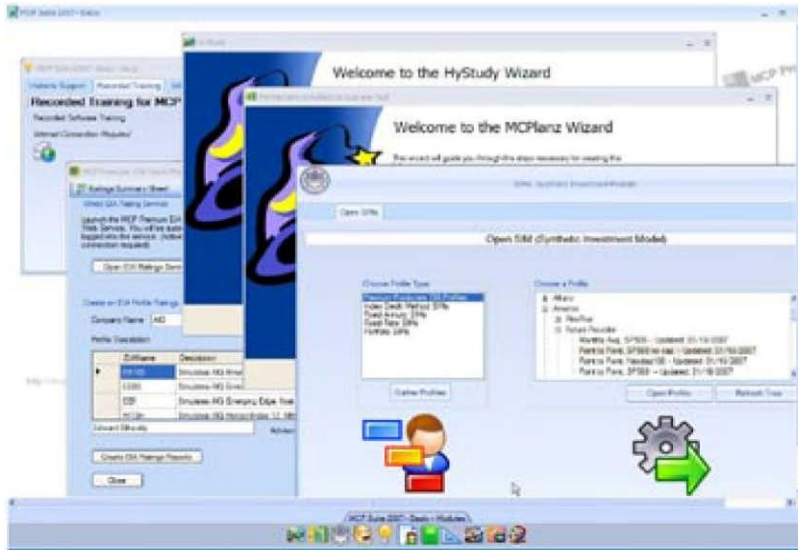


MCP Suite Basic: EIA Software

Compare. Present. Sell.



DEMONSTRATE THE EQUITY INDEXED ANNUITY.

EIA products have grown in complexity as well as in quantity. Maybe you need an easy way to evaluate and compare EIAs, to find the right product for your clients. Or, maybe you just need a simple way to demonstrate and present how an EIA works. Either way, we've got it!

With our EIA tools, you will be able to compare crediting methods, caps, asset fees, and reset periods. Or compare an EIA against a fixed account or a major stock index with real historical market data. But it's not all about history. We even help you project possible future returns using academically-acclaimed Monte Carlo simulations. Plus, if you include EIA products as part of a client's overall portfolio - or would like to - we have the tools to help you build a better risk-adjusted portfolio and present your proposed changes!

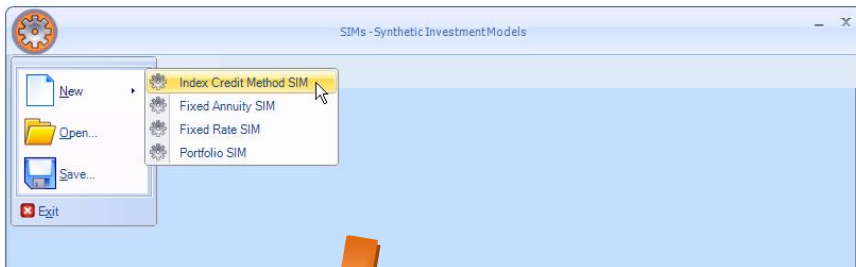
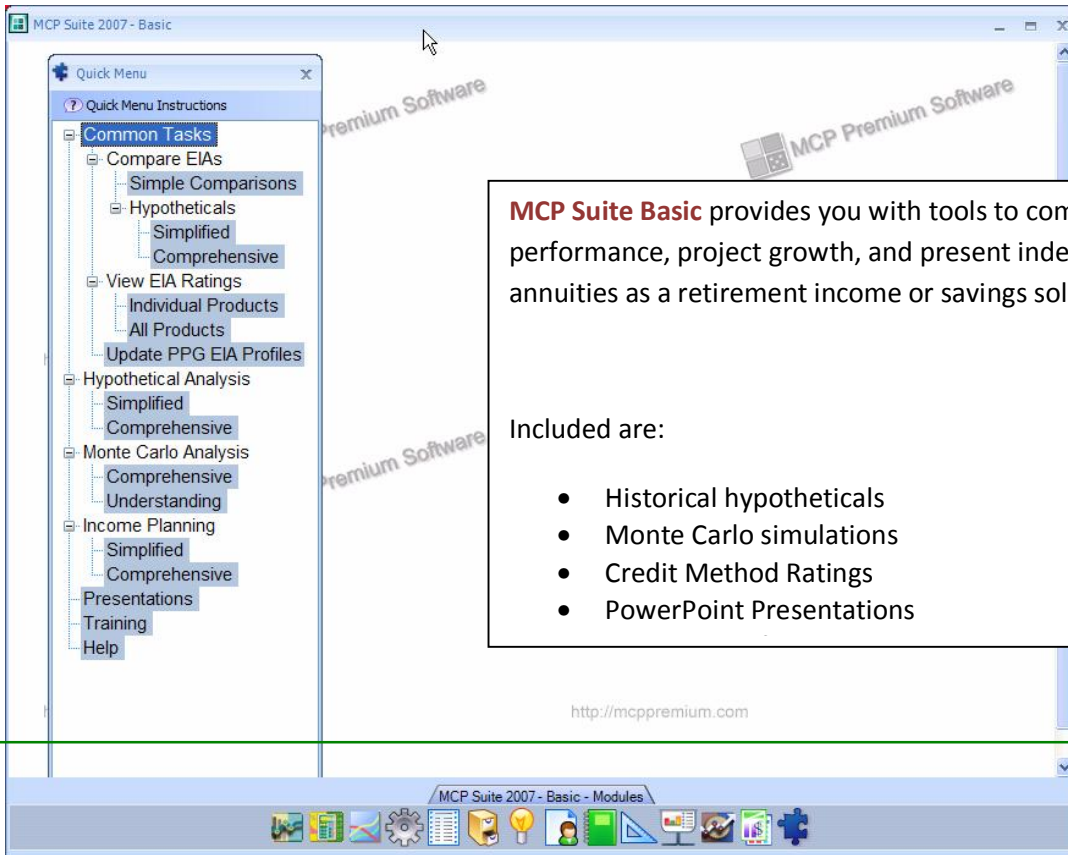
IT SELLS, PERIOD.

As an agent or financial advisor, your job is to present products you believe will improve - or protect - your client's financial situation. Put away that yellow notepad and instead impress them with simple historical charts that demonstrate how an EIA might have performed versus the stock market or their CD over any time period you choose. Then, drive the point home by illustrating their possible future earnings with a concise, colorful Monte Carlo simulation.

With minimal effort on your part you successfully gain their respect, earn their trust, and close the sale. As we like to say, "Work smarter, not Harder!"

WE'VE GOT THE TOOLS YOU NEED.

- Historical market data on the S&P 400, S&P 500, Dow Jones, NASDAQ, Russell 2000, and EuroStoxx 50 indices.
- EIA Ratings let you compare up to fifteen EIA products side-by-side, over three different markets.
- Historical Hypotheticals with or without annual withdrawals.
- See crediting method annual returns for any time period.
- Monte Carlo EIA growth simulations that demonstrate the value of annual reset.
- Monte Carlo Retirement scenarios that show how income needs can better be met with an EIA.
- Include an EIA in a portfolio of other fixed products.
- Quick & Easy web-based EIA comparisons also included!



Index Credit Method SIMs

Index Credit Method SIM (Sy

Name (Profile Symbol) MyEIA1 Enter up to 10 Characters

Description daily average SP400

Insurance Company Name My Annuity Co

Product Name Ultra EIA

Index Name S&P 400

Credit Method Point-to-Point

Spread (Asset Fee) % Daily Averaging

Participation Rate % Monthly Averaging

Period Reset Cap % Monthly Cap

Period Reset 1

Bonus Amount % 0

Bonus Duration 1

Additional Criteria None

Additional Criteria Rate % 0

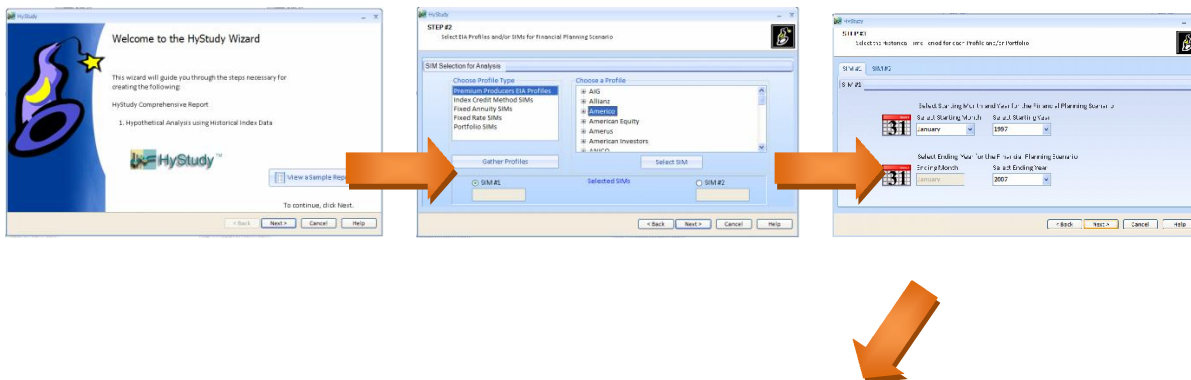
Profile Notes

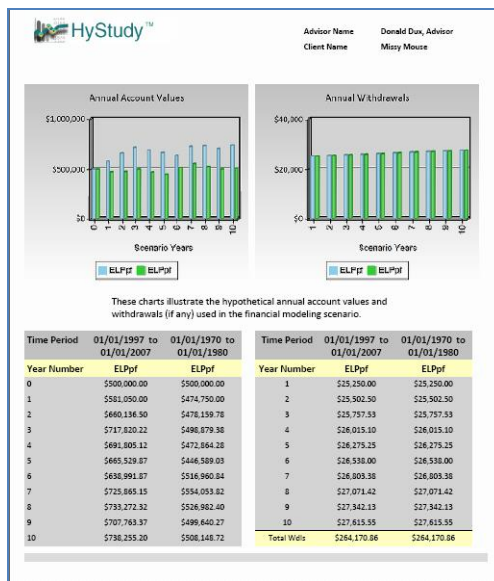
In addition to the SIMs module, these modules are included with the MCP Suite Basic:

- HyStudy – Historical Hypotheticals
- MCPlanz – Monte Carlo projections
- ImmStudy – 10yr, 3-Phase income plans
- PowerPoint Presentations – EIAs & Retirement
- EIA Credit Method Ratings – “Grades” EIAs
- Income Planning Suite – internet “Lite” versions
- And more!

Analysis and comparison modules are wizard-driven

Easy to use, our wizards walk you through each task, step by step. The example below demonstrates the “HyStudy” module creating for historical hypotheticals.





MCP Suite Basic has many built in help features. Plus, the "Help" module also offers training and guidance resources by linking to resources found at the MCP Premium web site.

